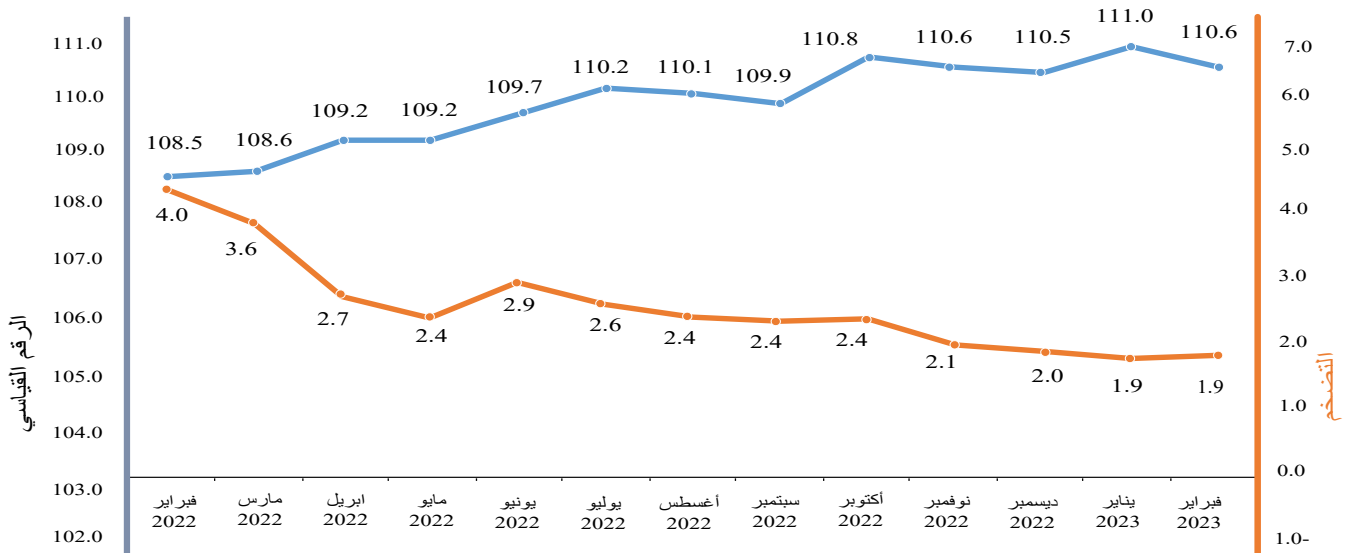


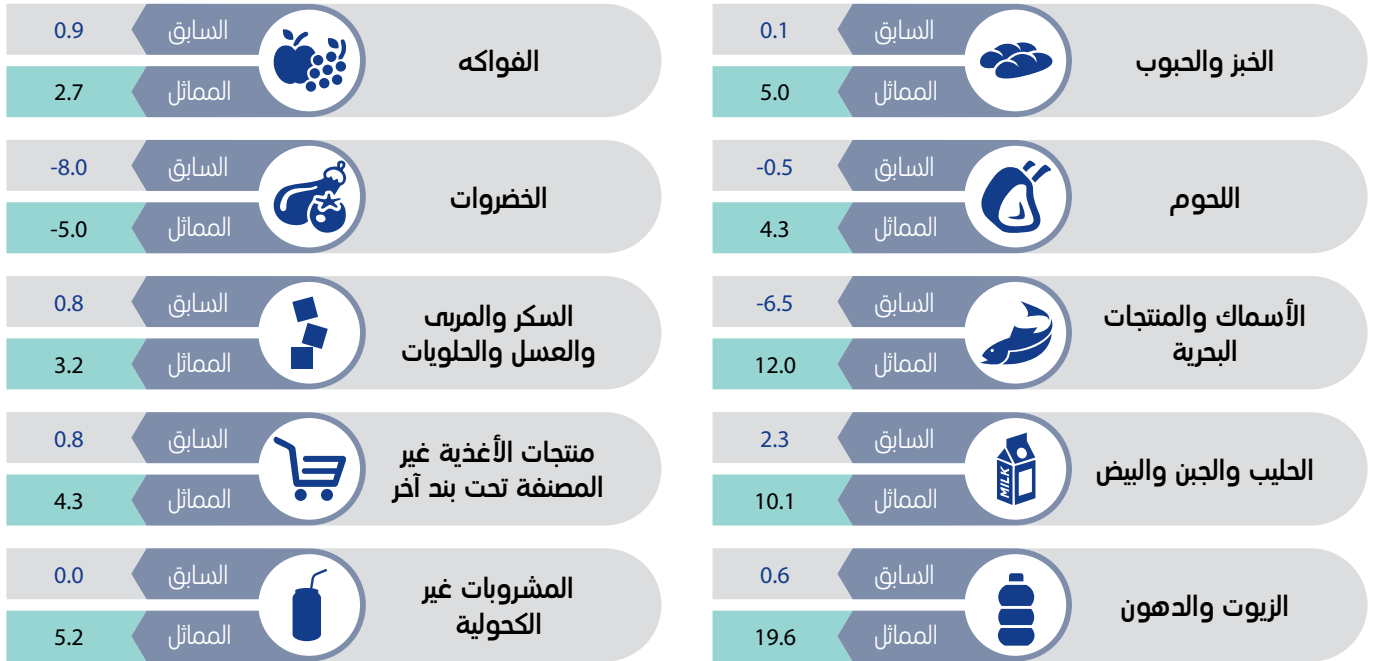
أبرز مؤشرات التضخم في سلطنة عمان خلال شهر فبراير 2023م



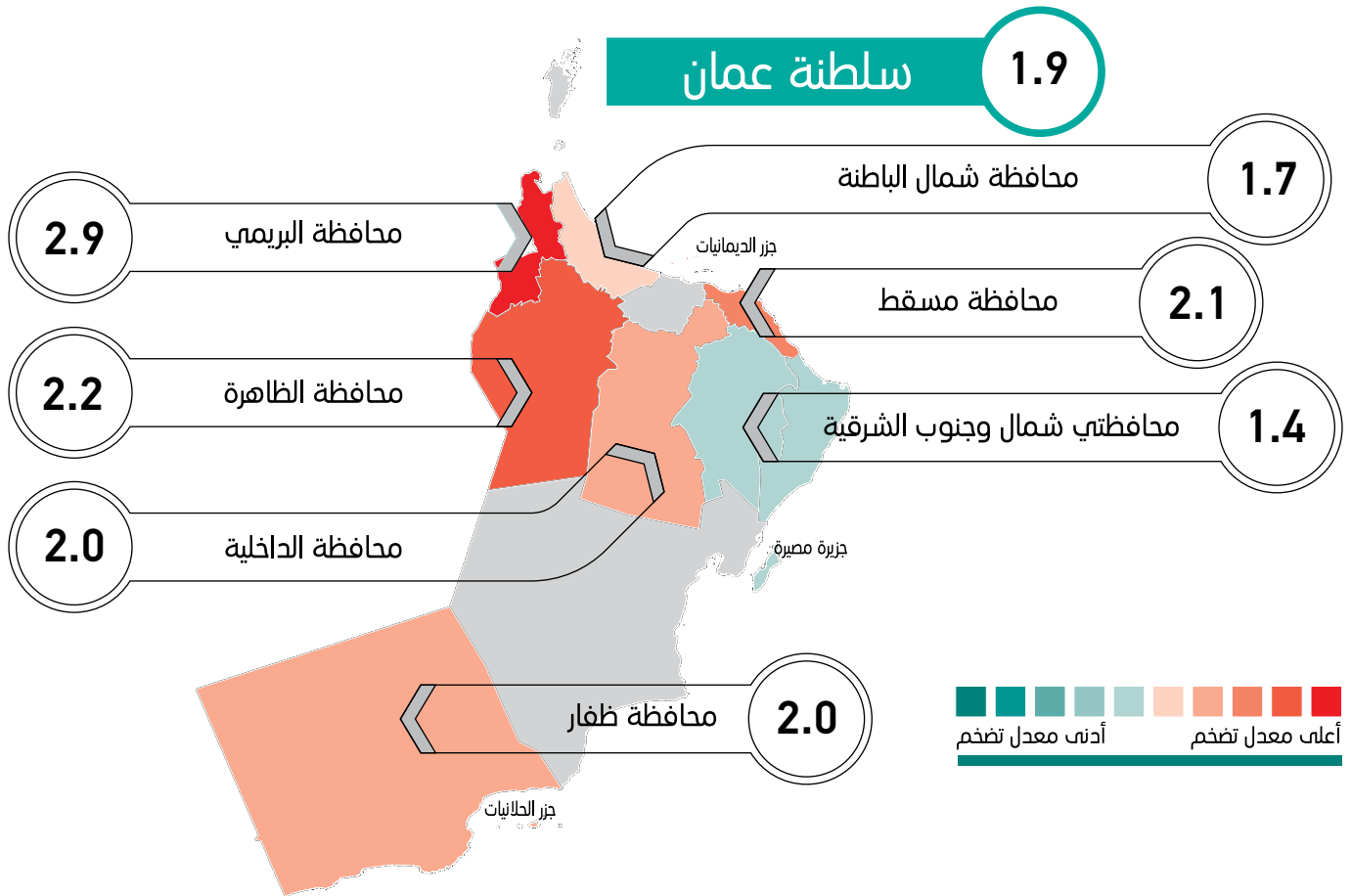
الأرقام القياسية لأسعار المستهلكين والتضخم خلال الفترة (فبراير 2022م - فبراير 2023م)



مؤشر التضخم لمجموعة المواد الغذائية والمشروبات غير الكحولية لشهر فبراير 2023م مقارنة بالشهر السابق والشهر المماثل من العام الماضي



مؤشر التضخم في المحافظات لشهر فبراير 2023م.

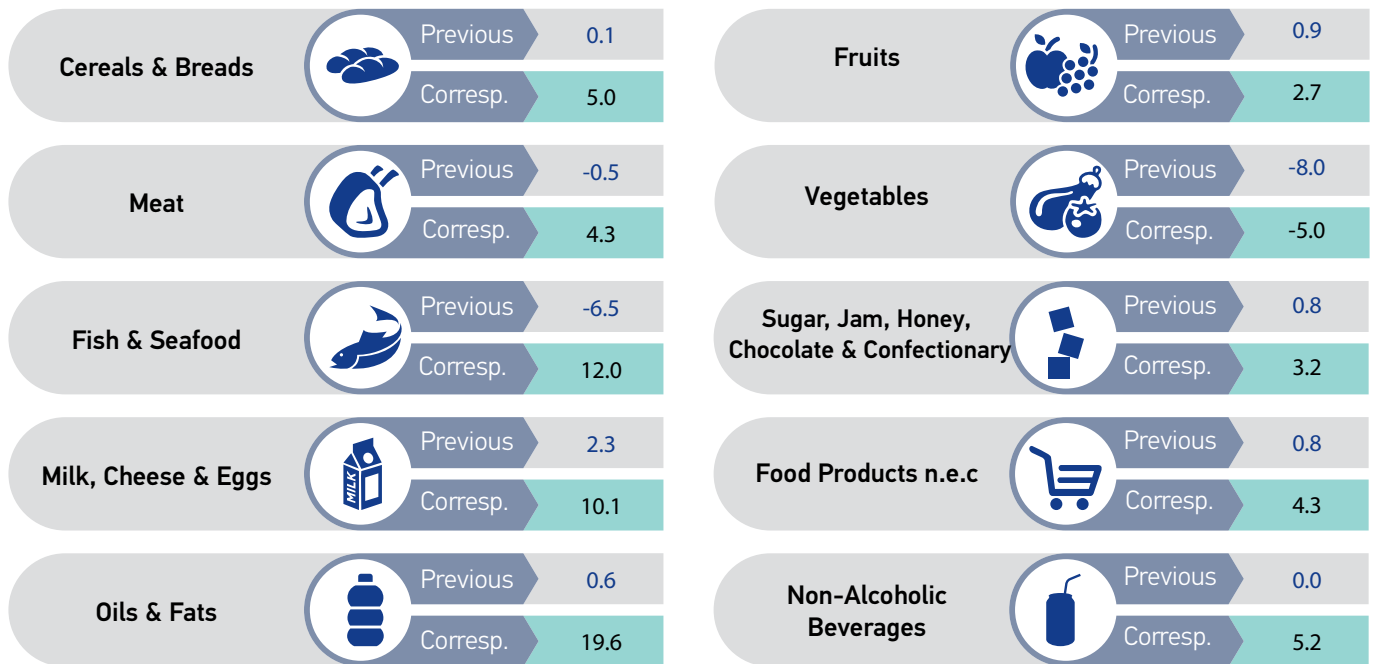


سنة الأساس 2012 = 100

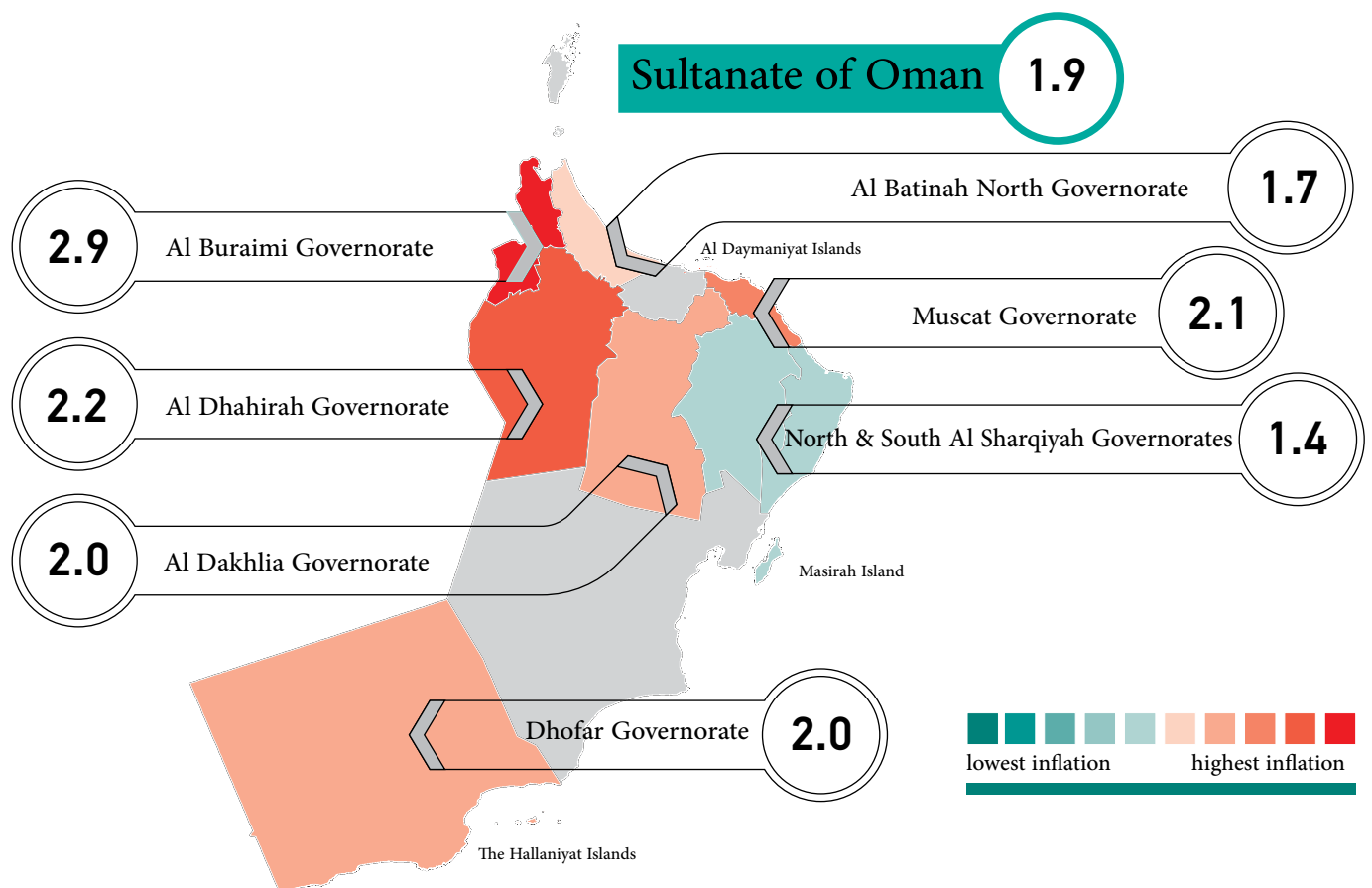
الأرقام القياسية لمحافظات سلطنة عمان تعتمد على:-

- 1 جمع البيانات من جميع محافظات سلطنة عمان عدا (محافظة مسندم ومحافظة الوسطى).
 - 2 جمع ما يقارب 36016 سعراً من السلع والخدمات من 1557 مصدرًا مختارًا، بينما تجمع بيانات الإيجار من عينة تبلغ 1150 وحدة مؤجرة.
- المصدر: المركز الوطني للإحصاء والمعلومات، المسح الشهري لأسعار المواد الاستهلاكية

Inflation index for the food and non-alcoholic beverages group for the month of February 2023 compared to the previous month and the corresponding month of last year



Inflation index in the governorates for the month of February 2023



Base year 2012 = 100

The indices for the governorates of the Sultanate of Oman are based on:

1 Collecting data from all governorates of the Sultanate of Oman except (Musandam Governorate and Al Wusta Governorate).

2 Collecting approximately 36,016 prices of goods and services from 1,557 selected sources, while rent data is collected from a sample of 1,150 rented units.

Source: National Center for Statistics and Information, Monthly Consumer Price Survey.

Inflation

Report

[@ncsioman](#)
info@ncsi.gov.om +968 9145 9145
 80076274 www.ncsi.gov.om

**NATIONAL CENTRE
 FOR STATISTICS
 & INFORMATION**
 Enhancing Knowledge
 SULTANATE OF OMAN

Issue: March 2023

The most prominent inflation indicators in the Sultanate of Oman during February 2023

- 1.9%** Increase in the general inflation index compared to the same month of the previous year.
- 5.1%** Increase in the price index of the food and non-alcoholic beverages group compared to the same month of the previous year.
- 10.1%** Increase in the price index of the milk, cheese and eggs group compared to the same month of the previous year.
- 19.6%** Increase in the price index of the oils and fats group compared to the same month of the previous year.
- 12.0%** Increased in the price index of the Fish and seafood group compared to the same month of the previous year.
- 8.0%** Decrease in the price index of Vegetables group compared to the previous month.
- 0.9%** Increased in the price index of the fruit group compared to the previous month.
- 2.9%** The highest inflation rate was recorded in Al-Buraimi Governorate.
- 1.4%** The lowest rate of increase in the inflation was recorded in the governorates of North and South Al Sharqiyah.

Consumer price indices & inflation during the period (February 2022 - February 2023)

