

best in test.

For adding something on top in Egypt and reaching an overall score of 708 dots in mobile network benchmarking survey we proudly award this certificate to

Vodafone Egypt

Score 708 out of 1000




Hakan Ekmen
Global Networks Lead, Comms Industry







Report facts

 **2,198 million**
samples

 **24 weeks,**
W46 2023
to W17 2024
Data collection
time period

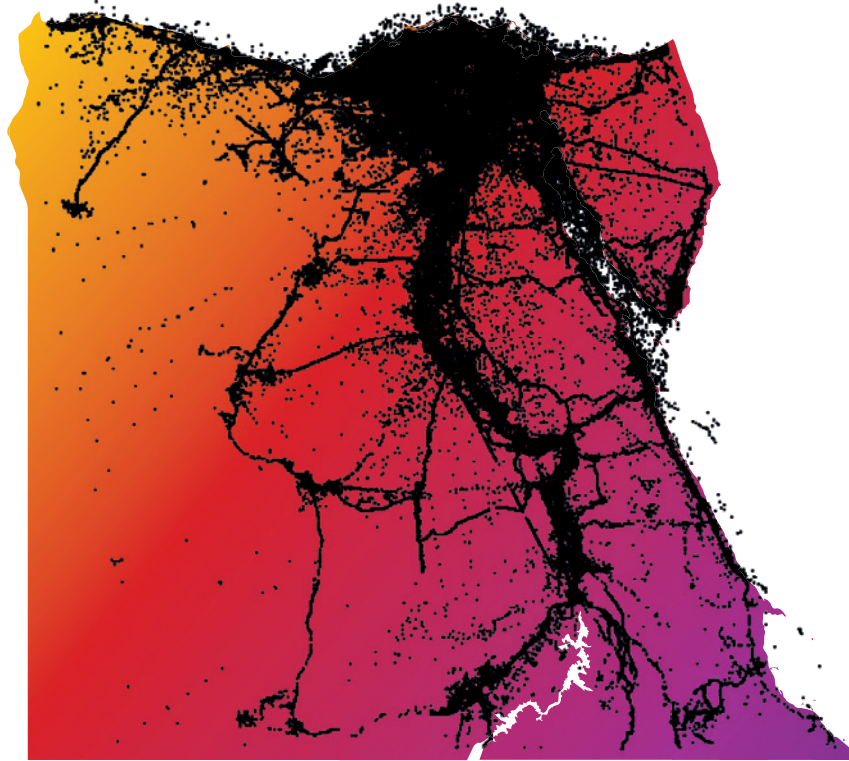
 **353 thousand overall**
providing samples
Users

 **99.6 %**
of the 'built-up area'
covered
99.9 %
of the 'Population area'
covered





Testing area



99.6%
of the 'build-up area'
covered



99.9%
of the 'Population area'
covered



167,329 km²
size of tested area



Claims




Best in test
Vodafone Egypt



**Best rated broad-
band coverage**
Vodafone Egypt

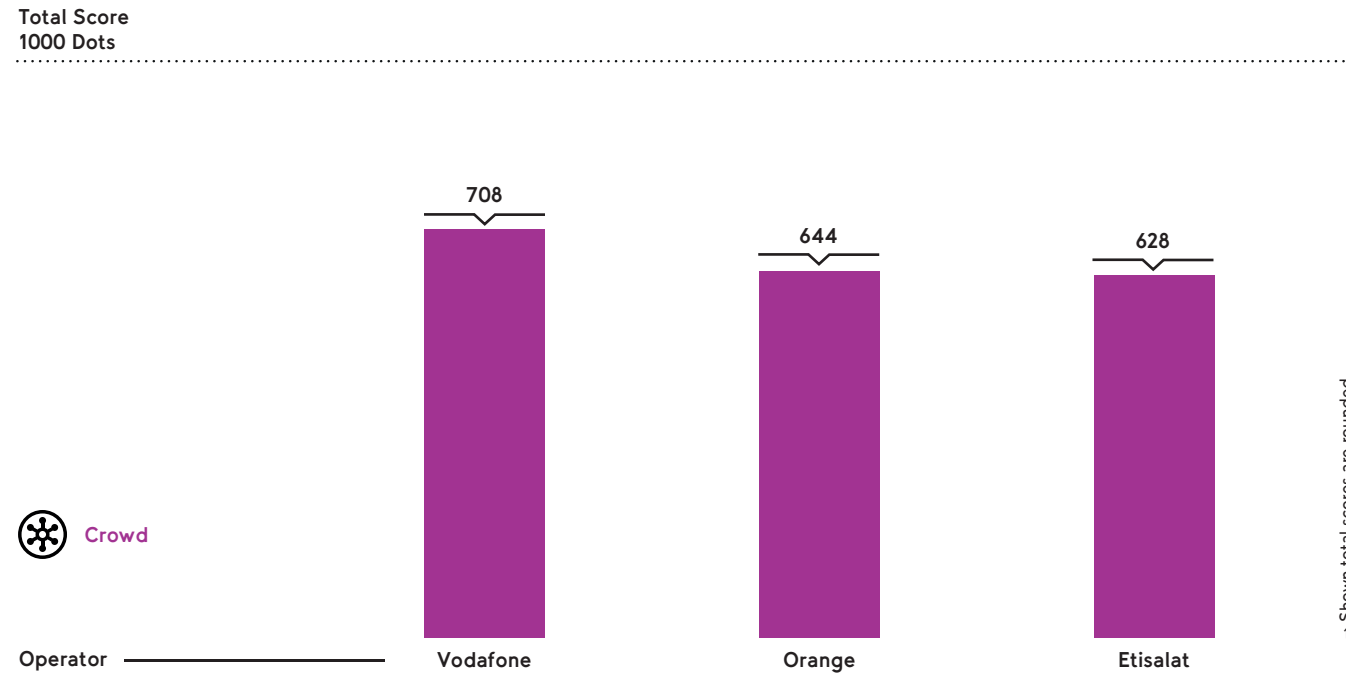


**Best rated user
download speed**
Vodafone Egypt



Score and breakdown

Vodafone Egypt achieved the highest overall score among competitors with 708 dots out of 1000.



→ Shown total scores are rounded.

Score achieved by the networks under test.

The operator WE is not included in the report, as the number of samples for WE is not meeting umlaut minimum criteria.

The score of WE ranges between 629 and 641 with 95% statistical confidence.



Category	max.	Vodafone	Orange	Etisalat
Broadband Coverage	400	335	321	280
Download Speed	225	157	143	135
Upload Speed	75	39	41	41
Latency	200	101	67	105
Voice	45	30	29	25
Stability	55	46	43	42
Total	1000	708	644	628

Shown scores are rounded.



KPI overview

Category	KPI name	Unit	Vodafone	Orange	Etisalat
Broadband Coverage	Coverage Quality	[%]	92.2	90.4	85.3
	Coverage Reach	[%]	94.0	85.2	85.7
	Time on broadband	[%]	89.3	89.9	81.9
Download Speed	Basic internet class	[%]	94.3	92.3	87.4
	HD video class	[%]	76.9	72.8	68.9
	UHD video class	[%]	15.8	14.7	15.1
Latency	OTT voiceclass	[%]	54.8	46.1	58.7
	Gaming class	[%]	86.3	80.3	86.0
Voice	HD voice	[%]	81.8	79.8	75.7
Download Speed Active	P10 data rate	[Mbit/s]	2.7	2.4	2.6
	P90 data rate	[Mbit/s]	43.8	37.0	44.5
	AVG data rate	[Mbit/s]	19.4	16.6	19.5
Upload Speed Active	P10 data rate	[Mbit/s]	1.2	1.3	1.1
	P90 data rate	[Mbit/s]	25.0	25.6	27.7
	AVG data rate	[Mbit/s]	10.0	10.3	11.2
Stability	Transaction success	[%]	82.8	79.0	76.2



Methodology

As the de-facto industry standard, umlaut's benchmarking methodology focuses on customer-perceived network quality and covers a wide range of mobile and fixed broadband services.

For the collection of crowd-data used for this certification report, we have integrated a background diagnosis processes into thousands of diverse Android apps. If one of these applications is installed on the end-user's phone, data collection takes place 24/7, 365 days a year. We focus on the user experience. Our data collection is compliant with the GDPR, since we do not include any personal user data. This unique crowdsourcing technology allows us to collect data about real-world experience wherever and whenever customers use their smartphones to consume data services or place phone calls.

The umlaut benchmarking framework is based on a unified measurement method for true international comparability combined with the umlaut-Score approach. Our top priority is to fairly and transparently assess the global development of networks, push their quality and performance with our benchmarks and ultimately achieve improvements for every customer.



umlaut – Part of Accenture

umlaut communications GmbH

Am Kraftversorgungsturm 3 · 52070 Aachen · Germany

Hakan Ekmen · Global Networks Lead, Comms Industry

cell +49 151 571 33 235 · hakan.ekmen@accenture.com

www.umlaut.com